



Building Department Offices

PO Box 1002
20 Hammond Street
Port Jervis NY 12771

(845) 858-4000 Ext 4080

Fax # (845) 856-6913

www.portjervisny.gov

APPLICATION FOR SIDEWALK INSTALLATION

ALL WORK MUST BE PROPERLY COMPLETED WITHIN THIRTY (30) DAYS OF APPLICATION BEING ISSUED.

INSPECTIONS ARE REQUIRED PRIOR TO CONCRETE POUR AND UPON COMPLETION OF THE INSTALLATION.

A COPY OF THE PROPERTY INSURANCE OR CONTRACTOR'S LIABILITY & WORKMEN'S COMPENSATION INSURANCE MUST BE SUBMITTED WITH THIS APPLICATION.

DATE: _____

ADDRESS OF REQUEST: _____

Section: _____

Block: _____

Lot: _____

NAME OF APPLICANT: _____

ADDRESS OF APPLICANT: _____

TELEPHONE NUMBER OF APPLICANT: _____

(IF APPLICANT IS NOT THE PROPERTY OWNER, THIS APPLICATION MUST BE ACCOMPANIED BY SIGNATURE OF PROPERTY OWNER OR WRITTEN CONSENT OF THE PROPERTY OWNER.)

NAME OF PROPERTY OWNER: _____

ADDRESS OF PROPERTY OWNER: _____

TELEPHONE NUMBER OF OWNER: _____

NAME & TELEPHONE NUMBER OF CONTRACTOR: _____

SIGNATURE OF APPLICANT: _____ SIGNATURE OF PROPERTY OWNER: _____

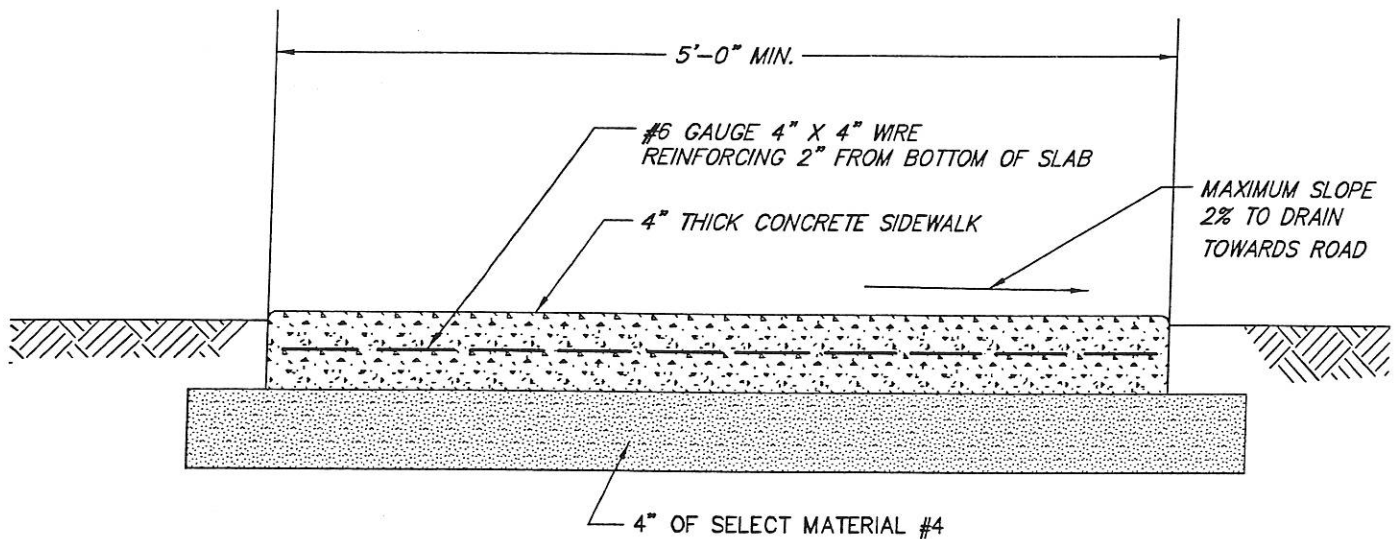
FOR OFFICE USE ONLY:

DATE APPROVED: _____

DATE DISAPPROVED: _____

REASON FOR DENIAL: _____

BUILDING OFFICIAL



NOTES:

1. EXPANSION JOINTS OF 3/16" CELLULOSE OR SIMILAR APPROVED MATERIAL SHALL BE PLACED AT 10' INTERVALS.
2. CONTRACTION JOINTS 1" DEEP HAVING 1/4" RADIUS EDGES SHALL BE PLACED AT 5'-0" INTERVALS IN SIDEWALK.
3. EDGES SHALL HAVE 1/2" RADIUS.
4. USE 3500 PSI CONCRETE.
5. BROOM FINISH TOP SURFACE.

SPECIAL NOTES:

1. SIDEWALKS TO MEET ADA REQUIREMENTS
2. TRANSITION SIDEWALK AT DRIVEWAYS AT 1:12 MAX SLOPE TO MEET DRIVEWAY. MAXIMUM CROSS SLOPE TO BE 2%

SIDEWALK DETAIL

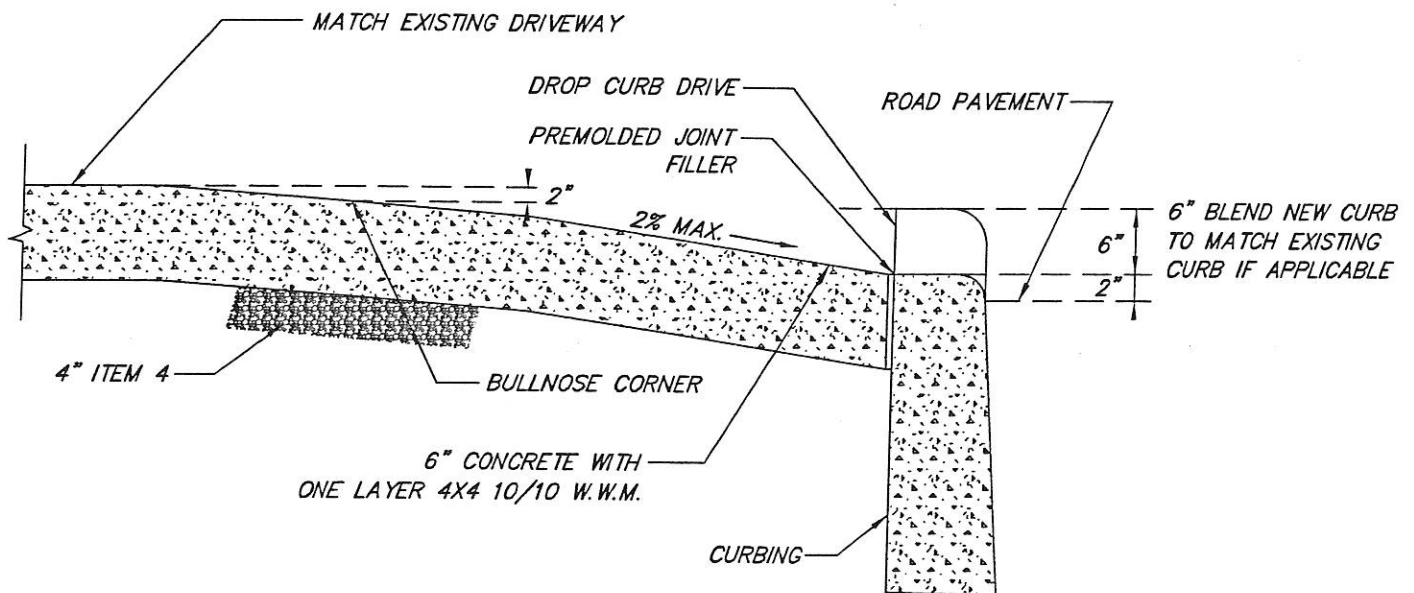
SCALE: NTS

Farr Engineering

PO BOX 302 PORT JERVIS, NY 12771
914-474-1980

CITY OF PORT JERVIS
ORANGE COUNTY, NEW YORK

SIDEWALK DETAIL



TYPICAL DRIVEWAY SECTION

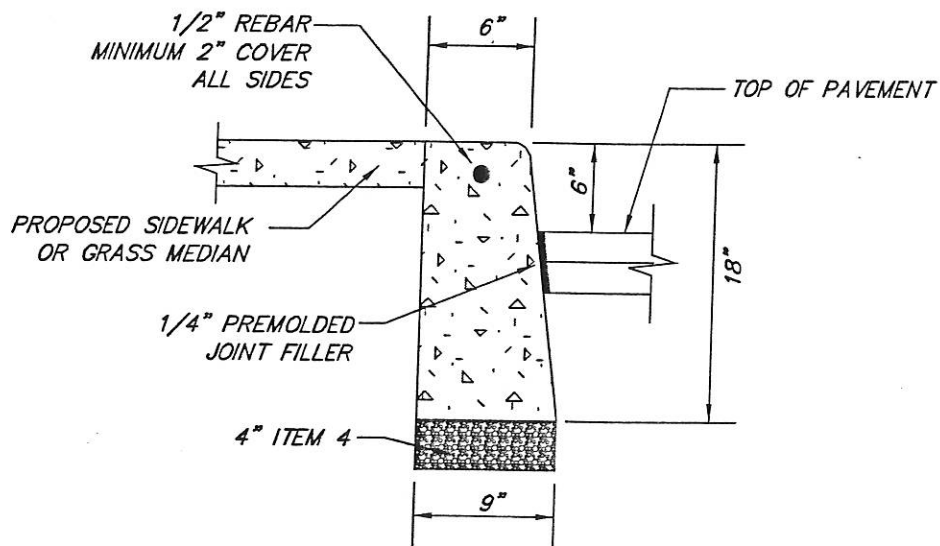
SCALE: NTS

Farr Engineering

PO BOX 302 PORT JERVIS, NY 12771
914-474-1980

CITY OF PORT JERVIS
ORANGE COUNTY, NEW YORK

DRIVEWAY SECTION



NOTES:

1. SAWCUT PAVEMENT 1" FROM PROPOSED CURB FACE WHERE CURB IS TO BE REPLACED.
2. CONCRETE TO BE MINIMUM 3500 PSI
3. TRANSITION NEW CURB TO MEET EXISTING CURB AS APPLICABLE OR TRANSITION TO GRADE

CONCRETE CURB DETAIL

SCALE: NTS

Farr Engineering

PO BOX 302 PORT JERVIS, NY 12771
914-474-1980

CITY OF PORT JERVIS
ORANGE COUNTY, NEW YORK

CONCRETE CURB DETAIL